

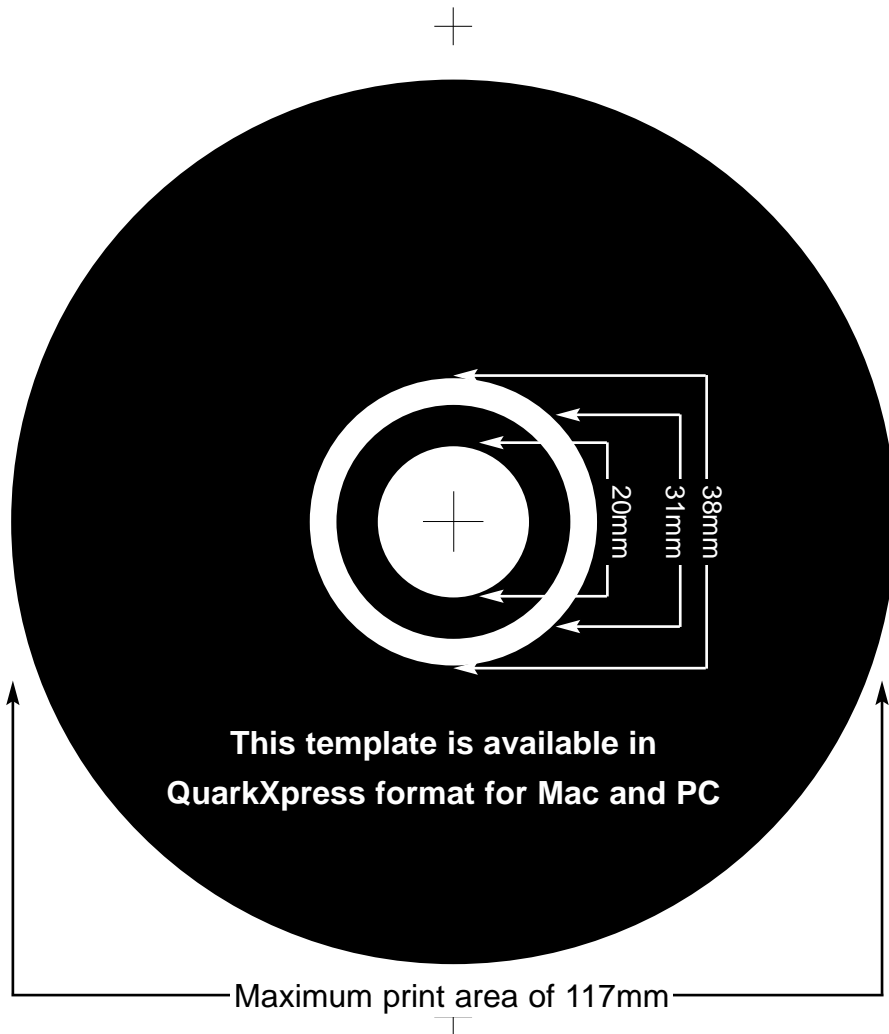



CD SCREENPRINT SPECIFICATIONS

This page shows how to set up your template for cd screenprinting. The template is available in QuarkXpress format for PC and Mac. Contact sales if you wish to receive it. Please read page 2 for detailed information on setting up your artwork according to our specifications.

-  Printable Area
-  Non-printable Area



Crosshairs 5mm x 5mm
Line thickness 0.3pt



CYAN MAGENTA YELLOW BLACK

THIS PLATE PRINTS WHITE(OPTIONAL PLATE)

ARTWORK SPECIFICATIONS

Whether you are using our template in QuarkXpress format or setting up your own, please ensure you have adhered to the following guidelines.

- 1)** Artwork may be supplied in the following formats: QuarkXpress 4.0, Illustrator 8.0 or Photoshop 6.0 for Mac or PC.
- 2)** All registration marks should be 'Registration' colour.
- 3)** As shown in the template, please mark each plate with "Cyan Magenta Yellow Black" or your PMS colours.
- 4)** The white plate shown in the template is optional. If you do *not* include a white plate, all white areas in your design will be the silver of the cd-rom.
If you *are* including a white plate, please colour the plate and text "This plate prints white" in either cyan, magenta, yellow or black (if printing CMYK) or your PMS colour.
- 5)** Please ensure all images are AT LEAST 300dpi.
- 6)** Please ensure all images are CMYK for process jobs or your correct PMS colours.
- 7)** Please include ALL fonts used, or to totally avoid any font problems, convert all text to outlines/curves.
- 8)** Artwork must be accompanied by a COLOUR PROOF. This may be hard copy (preferred) or PDF format.
- 9)** Artwork may be supplied on CD or ZIP DISK.

FILM SPECIFICATIONS

Media Movers can create film from artwork supplied. However, if you prefer to supply film, please confirm with sales before using the following specifications.

- 1)** Right reading positives, emulsion side up.
- 2)** Screen ruling of 133 lines per inch.
- 3)** Screen angles: Cyan 75, Magenta 45, Yellow 90, Black 105.
- 4)** Each piece of film must include registration marks as shown in the template.
- 5)** One piece of film must be provided with each colour and be clearly marked as that colour.
- 6)** Film must be accompanied by a full colour chromalin or laser proof.